


Features added to Troy Vision V3.0.55

Mapping

The location symbol  has been introduced on the company, job and contract pages alongside the address which when clicked will show the location within google maps. This is for consistency with the candidate / contact page which already does this.

Email Drafts

It is now possible to save a draft email for another user. A new icon next to the existing save icon has been introduced to facilitate this, see *figure 1*. Simply select the consultant from the drop-down list to save the email into the drafts for that user. This will enable you to prepare an email and for another user to send it.

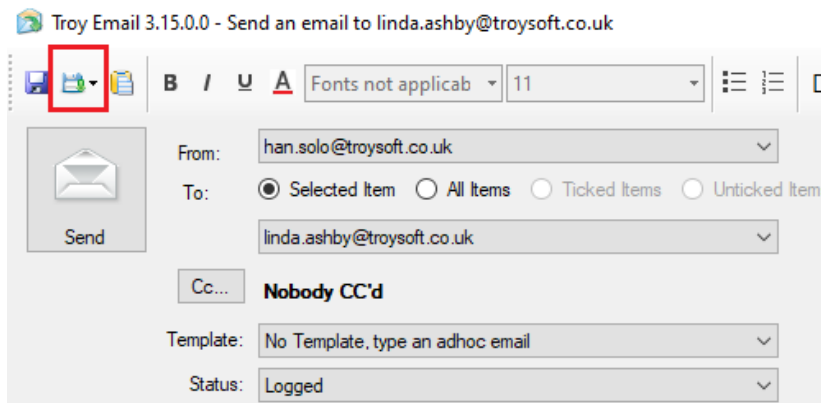


Figure 1, new save drafts for icon

It is also possible when picking email drafts to select a draft entered by another user. However, Troy must be configured to do this first. By default, this option is switched off. The configuration for this setting can be found within the email template configuration window.

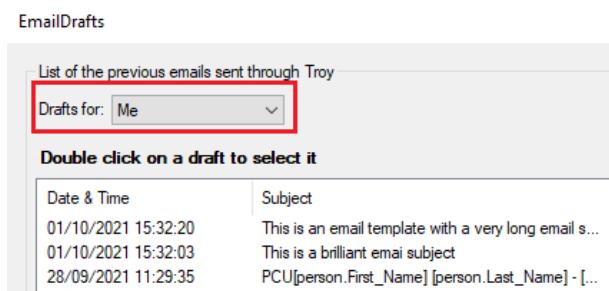


Figure 2, Picking another user's email draft

Other

When creating / editing a candidate it is now possible to select the consultant who the person belongs to. By default, it will be the consultant creating / editing the individual.

Features added to Troy Vision V3.0.55

When categorising items with user fields it is now possible to press a letter on the keyboard to scroll the first user field with that letter into view. You must have clicked upon the list of user fields first in order for this feature to work.

Administrators are now able to delete multiple history events from the 'latest activity' or 'all history' displays. Simply, tick the history items that are to be deleted and then select delete from the right mouse click menu. You can tick multiple items in one by using the shifted left mouse click. The deletion of the history items is recorded within the transaction log.