

Features added to Troy Vision V3.0.72.0

Birthdays

The birthdays section of the People / GDPR view now shows the number of birthdays for the current week and the week after.

Last Contacted	Last 30 Days	31 to 60	61 to 90	Over 90	Never
Candidates	<u>14</u>	<u>22</u>	<u>7</u>	<u>3748</u>	<u>7029</u>
Contacts	<u>30</u>	<u>3</u>	<u>0</u>	<u>1114</u>	<u>7381</u>
Birthdays	Today	This Week	Next Week		
Candidate birthdays	<u>1</u>	<u>20</u>	<u>23</u>		

Description	Last 30	31 to 60	61 to 90	Over 90	Never
Last Called	<u>1</u>	<u>0</u>	<u>0</u>	<u>518</u>	<u>9259</u>

Figure 1, birthdays in the upcoming weeks

Company group and contact type searching

Company group references and contact types can now be searched by selection rather than typing in a group or contact type code.

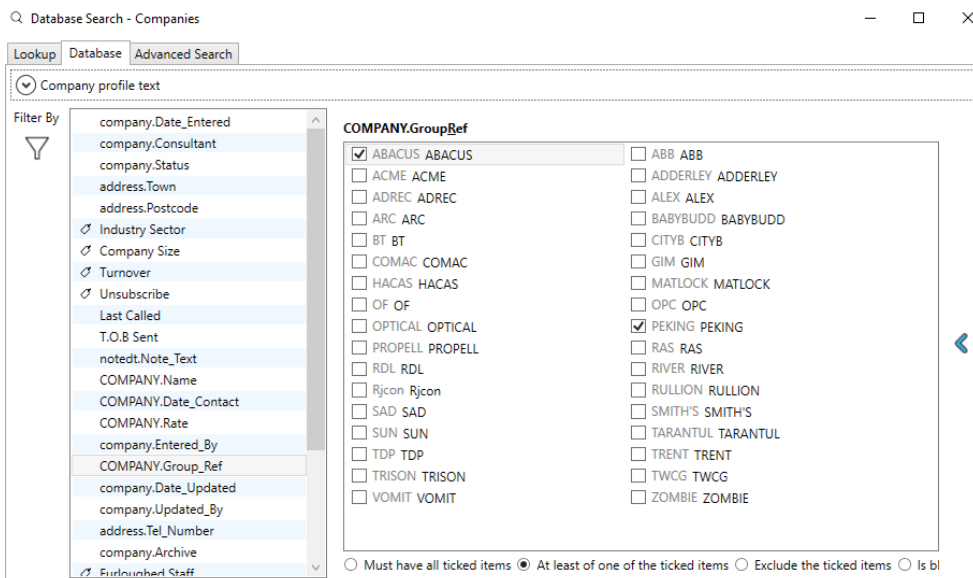


Figure 2, searching upon company group references

Features added to Troy Vision V3.0.72.0

List Position

The main pages of people, companies, jobs, contracts and invoices now show the position of the selected item in the list, enabling the user to track progress through a list

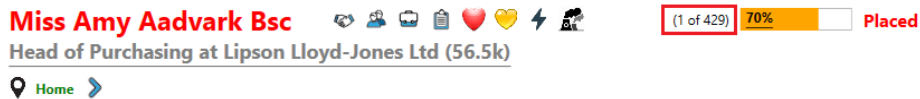


Figure 3, position in the list of the selected candidate

Companies Considered

It is now possible to generate a list of companies to be considered for a candidate based purely upon a proximity search. In previous versions a user field was required before a consideration search could be carried out. Proximity searches for a wide area may take some time to produce as there will be no user field to narrow down the list beforehand.

Sending emails without using Outlook

In previous versions of Troy, you could configure a SMTP server with which bulk emails could be sent without overwhelming the sent items folder of Microsoft Outlook. This feature has been expanded, so that each user can send emails through a separate SMTP server. The configuration of which is done via the **email** tab of the user properties window, by clicking the **SMTP Credentials** button.

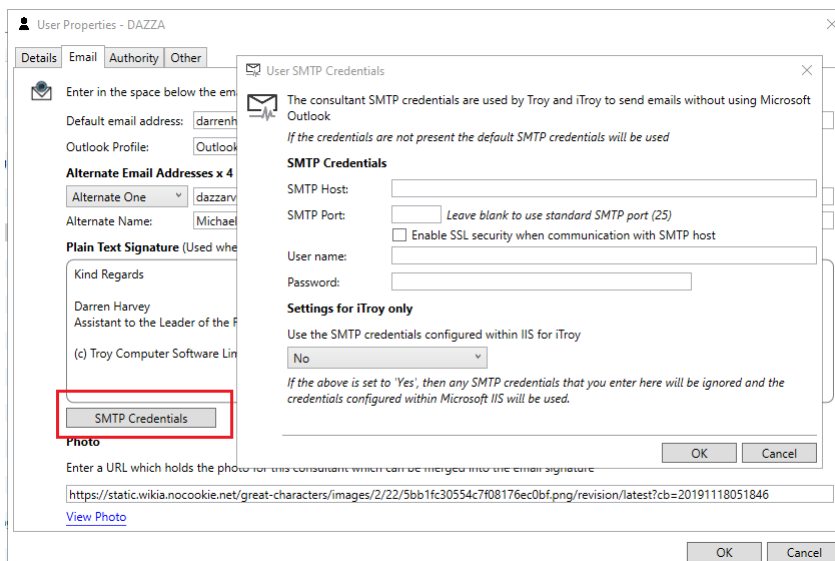


Figure 4 – User's personal SMTP credentials

Features added to Troy Vision V3.0.72.0

Simply enter the SMTP credentials in the space provided, and the next time the user sends an email without using Outlook they will be used. If you wish the user to use the standard settings, simply leave their individual credentials blank.

Emailing a document generated by Troy

When emailing a document generated by Troy as a PDF, you now have the option to rename the document before it is sent. By default, the name chosen will be the description of the letter template used to generate it. If you use the same name on multiple emails then a number will be appended to the document before it is sent.

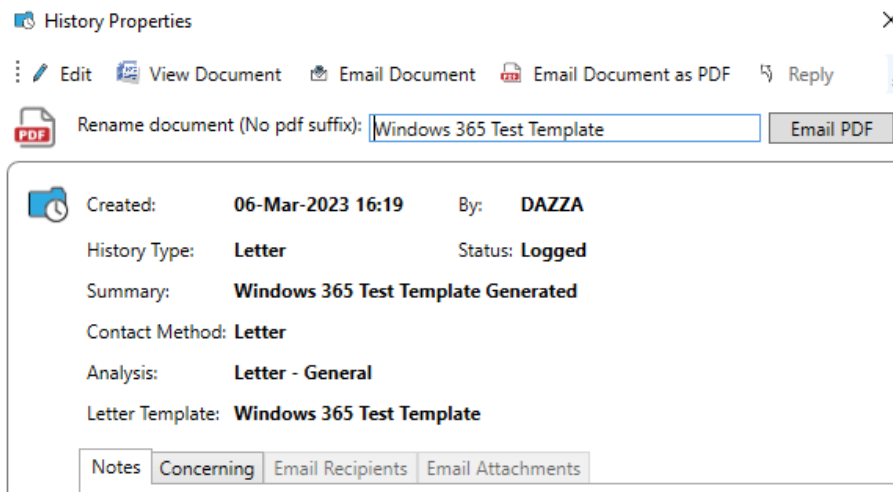


Figure 5 – Renaming a PDF document before emailing

Features added to Troy Vision V3.0.72.0

Loading available candidates onto a job

It is now possible when searching for candidates to place on a contract job, or loading candidates onto a contract job to only select those candidates which are available for the duration specified within the job.

The screenshot shows a 'Candidate Search Results' window. It includes a search icon and a close button (X). The main text reads: 'Below are results of the candidate search for this job, before proximity has been taken into account'. It displays 'Total candidates found: 13' and 'Candidates who are off limits: 0 (Off Limits is not applicable)'. Under 'Proximity Checking', there is a field for postal code 'N7 9DP' and a 'Proximity Breakdown' dropdown. The 'Include' section has radio buttons for 'All candidates regardless of their proximity' (selected) and 'Only candidates less than the distance below', with a 'Distance: 5 Miles' field. A checked checkbox says 'Do not include candidates whose distance is unknown'. The 'Job List Type' section has 'List Type: Target List' and 'List Status: Logged'. A red box highlights the 'Availability (Contract jobs only)' section, which contains a checked checkbox and the text 'Only include candidates which are available 27 Mar 2023 to 21 Jul 2023' and 'People unavailable: 1'.

Figure 6 – Candidate search showing availability

The availability results are shown alongside of the proximity and if there are people unavailable, it is possible to exclude these by ticking the box highlighted in figure 6. The same check box appears when loading candidates from a list or an existing job.

Other

Troy will now load web pages in the *Brave* web browser if it is configured as the default browser.

Custom date range within the KPI's now shows the targets.

The number of after sales (placement) tasks has increased from 3 to 5 for both candidates and companies.

It is now possible to build a stored list from within the Text Search index errors list, and drilling to an item now gives the user the option to take the rest of the list as well.

The number of user fields that can be published to a website has increased from 10 to 15. This only applies if posting via XML.

Features added to Troy Vision V3.0.72.0

An issue has been resolved where the user was not warned if a person had unsubscribed when sending an email. This only happened if sending an email to the selected person in the list and no template was used.

When creating a job letter it is now possible to select job user fields and company additional fields to merge.